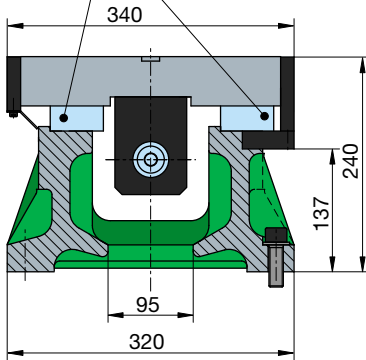
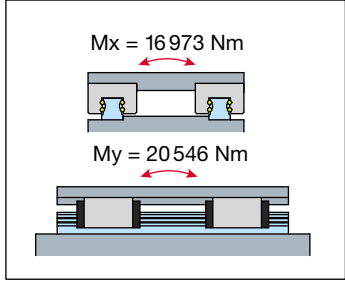
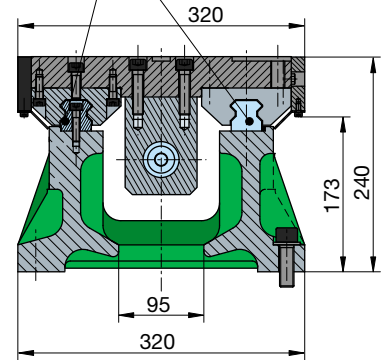


| Stroke   |                            |
|----------|----------------------------|
|          | 400      630               |
| <b>A</b> | 420      650               |
| <b>B</b> | 880      1110              |
| <b>C</b> | 4          5               |
|          | UA 6 DN-43      UA 6 DN-63 |
|          | UA 6 GN-43      UA 6 GN-63 |



**UA 6 GN**



**UA 6 DN**

- Slide units type **UA 6**, are high-performance, heavy-duty feed components.
- Slides are equipped with 3x2 versions: Total stroke 400 and 630 mm. Prismatic guideways (GN) or roller slides (DN). Version CN digital servomotor or hydraulic stroke, page 4.7.
- A suitable machining unit for the **UA 6** slide is a **MAX 200 B**, page 3.7.
- **Option:** Cam rail limit switch box up to 8 rails, hydraulic guideway clamping (UA 6 GH).
- **Order reference:**  
**UA 6 DN 43:** with roller slide, stroke 400  
**UA 6 DN 63:** with roller slide, stroke 630  
**UA 6 GN 43:** prismatic guideway, stroke 400  
**UA 6 GN 63:** prismatic guideway, stroke 630

| Technical Data                     |                    |
|------------------------------------|--------------------|
| Total stroke                       | 400 / 630 mm       |
| Working stroke                     | 390 / 620 mm       |
| Ball screw pitch                   | 5 mm, dia. 40 mm   |
| Accuracy                           | 23 μ/300           |
| Positioning accuracy               | ± 0.01 mm          |
| Max. feed rate                     | 20 m/min / UA 6 DN |
| Max. feed rate                     | 15 m/min / UA 6 GN |
| Thrust in both directions          | 22 000 N / UA 6 DN |
| Thrust in both directions          | 17 000 N / UA 6 GN |
| Servomotor                         | MKD 112 / 18 Nm    |
| <b>Option:</b> Parvex Motor        | upon request       |
| <b>Option:</b> cam rail switch box | 3-contact, L or R  |
| Color                              | RAL 6018           |
| Weight, stroke 400                 | 250 kg             |
| Weight, stroke 630                 | 300 kg             |

| Features       |   |
|----------------|---|
| <b>1</b>       | Linear rail: type DN; or prismatic: Typ GN      |
| <b>2</b>       | Strongly ribbed base made of hardened cast iron |
| <b>3</b>       | Slide in steel, for adaption unit               |
| <b>4</b>       | Grease nipples located on both sides            |
| <b>5</b>       | Accordion style cover                           |
| <b>6</b>       | Elastic coupling                                |
| <b>7</b>       | Standard motor: Indramat MKD 090                |
| <b>8</b>       | Chip evacuation opening                         |
| <b>9</b>       | Ball screw class T5, nut preloaded              |
| <b>10</b>      | For direct mounting MAX 200 B, page 3.7         |
| <b>11</b>      | Prismatic guideways, 60 HRC (UA 6 GN)           |
| <b>12</b>      | Double roller bearing carriages (UA 6 DN)       |
|                | Pressure-feed guideway lubrication UA 6 GN      |
|                | UA 6 GH hydraulic version, page 4.7             |
| <b>Option:</b> | centralized lubrication, section 8              |