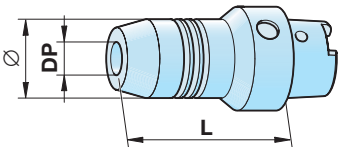
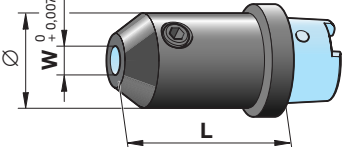
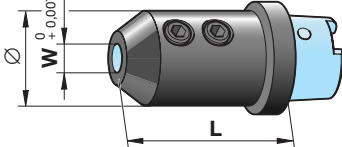
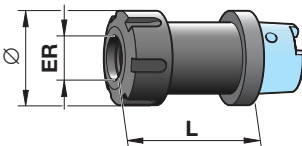
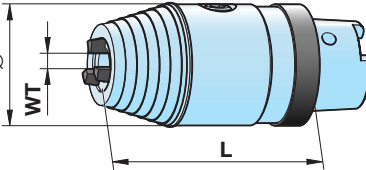
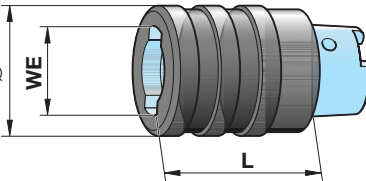
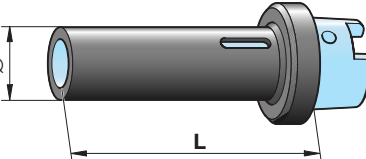


Hollow shaft toolholder HSK, DIN 69893, for manual tool change

Used with:	Type	Assembly dimensions			Description		
MAX 20 F-HSK 50 MAX 25 FH-HSK 50 MAX 5 B-HSK 50 MAX 30 B-HSK 63 MAX 45 B-HSK 63 ETR 36-HSK 50 MAX 20 CN-HSK 50	HSK 50/DP 6	DP 6	L=60	∅26	 <p>Hydraulic expansion chuck for tool tolerance h6 dia. 6 and 8 mm, h7 dia. 10 to 20 mm</p>		
	HSK 50/DP 8	DP 8	L=60	∅28			
	HSK 50/DP 10	DP 10	L=65	∅30			
	HSK 50/DP 12	DP 12	L=75	∅32			
	HSK 50/DP 16	DP 16	L=80	∅38			
	HSK 50/DP 20	DP 20	L=80	∅42			
	HSK 63/DP 6	CM 6	L=60	∅26			
	HSK 63/DP 8	DP 8	L=60	∅28			
	HSK 63/DP 10	DP 10	L=65	∅30			
	HSK 63/DP 12	DP 12	L=75	∅32			
	HSK 63/DP 16	DP 16	L=80	∅38			
	HSK 63/DP 20	DP 20	L=80	∅42			
	MAX 20 F-HSK 50 MAX 25 FH-HSK 50 MAX 5 B-HSK 50 MAX 30 B-HSK 63 MAX 45 B-HSK 63 ETR 36-HSK 50 MAX 20 CN-HSK 50	HSK 50/W 6	W 6	L=65		∅25	 <p>Design up to dia. 20 mm</p>  <p>Design from dia. 25 mm</p> <p>End mill adapter, Weldon DIN 6359</p>
		HSK 50/W 8	W 8	L=65		∅28	
HSK 50/W 10		W 10	L=65	∅35			
HSK 50/W 12		W 12	L=80	∅42			
HSK 50/W 14		W 14	L=80	∅44			
HSK 50/W 16		W 16	L=80	∅48			
HSK 50/W 18		W 18	L=80	∅50			
HSK 50/W 20		W 20	L=80	∅52			
HSK 63/W 6		W 6	L=65	∅25			
HSK 63/W 8		W 8	L=65	∅28			
HSK 63/W 10		W 10	L=65	∅35			
HSK 63/W 12		W 12	L=80	∅42			
HSK 63/W 14		W 14	L=80	∅44			
HSK 63/W 16		W 16	L=80	∅48			
MAX 20 F-HSK 50 MAX 25 FH-HSK 50 MAX 5 B-HSK 50 MAX 30 B-HSK 63 MAX 45 B-HSK 63 ETR 36-HSK 50 MAX 20 CN-HSK 50	HSK 50/ER 16	ER 16	L=100	∅28	 <p>Collet chuck for collet ER</p>		
	HSK 50/ER 32	ER 32	L=100	∅50			
	HSK 63/ER 16	ER 16	L=100	∅28			
	HSK 63/ER 32	ER 32	L=100	∅50			
MAX 20 F-HSK 50 MAX 25 FH-HSK 50 MAX 5 B-HSK 50 MAX 30 B-HSK 63 MAX 45 B-HSK 63 ETR 36-HSK 50 MAX 20 CN-HSK 50	HSK 50/WT 8	WT 0,5-8	L=78	∅36	 <p>NC drill chucks, up to 35 000 RPM, 30, 80, 90 Nm</p>		
	HSK 50/WT 9	WT 1-13	L=116	∅50			
	HSK 63/WT 10	WT 0,5-8	L=80	∅36			
	HSK 63/WT 11	WT 1-13	L=104	∅50			
	HSK 63/WT 12	WT 3-16	L=104	∅57			
MAX 20 F-HSK 50 MAX 25 FH-HSK 50 MAX 5 B-HSK 50 MAX 30 B-HSK 63 MAX 45 B-HSK 63 ETR 36-HSK 50 MAX 20 CN-HSK 50	HSK 50/WE 2	WE 2	L=72	∅36	 <p>Quick-change spindle adapter, tension and compression</p>		
	HSK 50/WE 3	WE 3	L=110	∅53			
	HSK 63/WE 2	WE 2	L=72	∅36			
	HSK 63/WE 3	WE 3	L=110	∅53			
	HSK 63/WE 4	WE 4	L=141	∅78			
MAX 20 F-HSK 50 MAX 25 FH-HSK 50 MAX 5 B-HSK 50 MAX 30 B-HSK 63 MAX 45 B-HSK 63 ETR 36-HSK 50 MAX 20 CN-HSK 50	HSK 50/MK 1	CM 1	L=100	∅25	 <p>Morse taper adapters and flat tang DIN 228B</p>		
	HSK 50/MK 2	CM 2	L=120	∅32			
	HSK 50/MK 3	CM 3	L=140	∅40			
	HSK 63/MK 1	CM 1	L=100	∅25			
	HSK 63/MK 2	CM 2	L=120	∅32			
	HSK 63/MK 3	CM 3	L=140	∅40			
	HSK 63/MK 4	CM 4	L=160	∅48			